

Honeywell
THE POWER OF **CONNECTED**

| Home

**One Source For All Your
Potable Water Needs**

AMX300 Thermostatic Mixing Valve Kit

Installation that's literally almost no sweat.

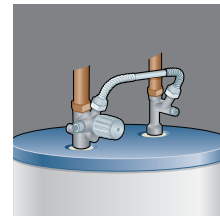


Key Features and Benefits

- Kit includes mixing valve, cold water tee, flexible 8" or 11" metal connectors, and thermostrip.
- Easy installation on water heaters – saves time and money.
- Commonly used for scalding protection.
- ASSE 1017 approved for point of source/whole house protection.
- Teflon® coating extends service life.
- Integrated recirculation and hot water ports (for optional use).
- Free Thermostrip included to make temperature setting easy for one person to handle.
- All our AMX300 Series mixing valves are now available in Low-Lead-Content versions.
- U.S. Patent No. 8,074,894

Typical Applications

Residential, water heater application: point-of-source, domestic water and nursing homes.



The AMX300 requires fewer additional parts and a maximum of two sweat connections.

All AMX300 Mixing Valves have a temp. range of 100° – 145° F.

Description	Kit includes mixing valve, cold water tee, 8" flex connector	Kit includes mixing valve, cold water tee, 11" flex connector	Mixing valve (for replacement only)
Model*	AMX300TLF	AMX302TLF	AMX300LF
Connection to tank	3/4" FNPT	3/4" FNPT	3/4" FNPT
Connection to system	3/4" MNPT	3/4" MNPT	3/4" MNPT
Min Flow GPM	0.25	0.25	0.25
Max Flow GPM	19	19	19

* Part numbers that end in "LF" are made of low-lead brass.

AMX Series DirectConnect™ Thermostatic Mixing Valve

Shrink installation time and grow your bottom line.

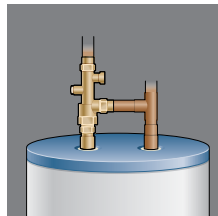


Key Features and Benefits

- Engineered for fast installation — orientation of the mix and cold ports reduces fittings required on typical water heater installations.
- Dramatically reduces installation time and cuts number of parts in half.
- Available in multiple connection types: NPT, CPVC, Compression and PEX and Sweat fittings.
- Adjustable temperature range 90° – 130° F.
- Easy recirculation — integrated port allows for optional recirculation connection.
- DirectConnect™ to water heater — NPT bottom connection attaches easily.
- Teflon® coating increases product life and reduces callbacks.
- Free Thermostrip included to make temperature setting easy for one person to handle.
- All our AMX Series mixing valves are now available in Low-Lead-Content versions.
- U.S. Patent No. 7,744,007

Typical Applications

Residential, water heater application: point-of-source, domestic water and nursing homes.



The AMX mixing valve cuts installation time and number of parts in half.

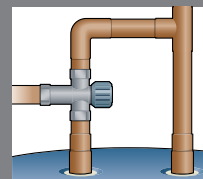
All AMX Mixing Valves have a temp. range of 90° – 130° F and are ASSE 1017 listed.

Connection	1/2"	3/4"	1"
Union Sweat	AMX100-US-1LF	AMX101-US-1LF	AMX 102-US-1LF
Union Thread	AMX100-UT-1LF	AMX101-UT-1LF	AMX102-UT-1LF
Union Pex	AMX100-UPEX-1LF	AMX101-UPEX-1LF	
Union CPVC	AMX100-UCPVC-1LF	AMX101-UCPVC-1LF	
Max Flow* GPM	8.0	14.0	20.0
CV	4.0	4.0	4.0

Engineered For Fast Installation

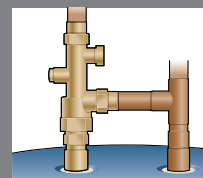
Shrink installation time and grow your bottom line.

AM-1 INSTALLATION



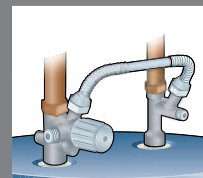
UP TO
9 SWEAT
CONNECTIONS

AMX INSTALLATION



UP TO
6 SWEAT
CONNECTIONS

AMX 300 INSTALLATION



UP TO
2 SWEAT
CONNECTIONS

AM-1 Series Thermostatic Mixing Valve

Designed to provide scalding protection and up to 50 percent more usable hot water.

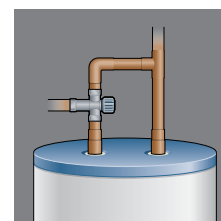


Key Features and Benefits

- Designed to prevent scalding — meets multiple industry safety certifications: ASSE 1017, CSA and IAPMO
- Allows homeowners to store water at 140° F and higher to prevent legionella growth, but receive safe, comfortable 120° F water at sinks, shower or tub.
- Designed to increase the amount of usable hot water.
- Honeywell reliability — one of the most trusted names in home comfort.
- Teflon® coating increases product life and reduces callbacks.
- Lockable hand wheel for accurate temperature control.
- Free Thermostrip included to make temperature setting easy for one person to handle.

Typical Applications

Domestic water, nursing homes, public facilities, automatic faucets, radiant floor heating, space heating, heat pump systems, combo systems, solar hot water, greenhouses, industrial applications, photo processing.



Standard mixing valve installation.

Model*	S (standard) Model	C Model	R Model (Heating ONLY)	Connection Type	Conn. Size	Max Flow* GPM	CV
Temp Range	70 – 145° F (21 – 62° C)	70 – 120° F (21 – 49° C)	70 – 180° F (21 – 82° C)				
Certification	ASSE 1017	ASSE 1017	None				
	AM100-1, AM100-1LF	AM100C-1	NA	NPT	1/2"	8	3.2
	AM101-1, AM101-1LF	AM101C-1	NA	NPT	3/4"	12	3.8
	AM102-1, AM102-1LF	AM102C-1	NA	NPT	1"	16	4.3
	AM100-US-1, AM100-US-1LF	AM100C-US-1LF	AM100R-US-1	Union Sweat	1/2"	8	3.9
	AM101-US-1, AM101-US-1LF	AM101C-US-1LF	AM101R-US-1	Union Sweat	3/4"	12	3.9
	AM102-US-1, AM102-US-1LF	AM102C-US-1LF	AM102R-US-1	Union Sweat	1"	16	3.9
	AM100-UT-1, AM100-UT-1LF	AM100C-UT-1LF	AM100R-UT-1	Union Thread	1/2"	8	3.9
	AM101-UT-1, AM101-UT-1LF	AM101C-UT-1LF	AM101R-UT-1	Union Thread	3/4"	12	3.9
	AM102-UT-1, AM102-UT-1LF	AM102C-UT-1LF	AM102R-UT-1	Union Thread	1"	16	3.9
	AM100-UCPVC-1LF	AM100C-UCPVC-1LF		Union CPVC	1/2"	8	3.9
	AM101-UCPVC-1, AM101-UCPVC-1LF	AM101C-UCPVC-1LF		Union CPVC	3/4"	12	3.9
	AM100-UP-1LF	AM100C-UP-1LF	AM100R-UP-1	ProPress	1/2"	8	3.9
	AM101-UP-1LF	AM101C-UP-1LF	AM101R-UP-1	ProPress	3/4"	12	3.9
	AM102-UP-1LF	AM102C-UP-1LF	AM102R-UP-1	ProPress	1"	16	3.9
	AM100-USTG-1LF	AM100C-USTG-1LF	AM100R-USTG-1	Union Sweat w/ Temp Gauge	1/2"	8	3.9
	AM101-USTG-1-LF	AM101C-USTG-1LF	AM101R-USTG-1	Union Sweat w/ Temp Gauge	3/4"	12	3.9
	AM102-USTG-1LF	AM102C-USTG-1LF	AM102R-USTG-1LF	Union Sweat w/ Temp Gauge	1"	16	3.9

* Maximum recommended flow rate.

Connections - US models: Union Sweat; - UT Models: Union NPT (female); UP: Union ProPress. All other valves are NPT (female). Consult product catalog for AM-1 Series Models with Union Compression, CPVC and PEX connections.

* Part numbers that end in "LF" are made of low-lead brass.

AM-1 1070 SERIES Thermostatic Mixing Valve

Meets new rigid plumbing codes.



Key Features and Benefits

- Certified to ASSE 1070 plumbing standards requirements for point-of-use applications.
- Color-coded black hand-wheel prevents tampering and is required by the new ASSE 1070 plumbing standards.
- Teflon coating resists mineral deposit build-up and extends service life.
- ASSE 1017 and ASSE 1070.
- Free Thermostrip included to make temperature setting easy for one person to handle.

Typical Applications

Roman tubs, whirlpools, large showers, sinks and public facilities with lavatories and bidets.

All AM1070 mixing valves have a temp. of 70° – 120° F and are ASSE 1017 and ASSE 1070.

Connection	1/2"	3/4"	1"
Union CPVC	AM100C1070-UCPVC-1LF	AM101C1070-UCVPC-1LF	NA
Union Sweat	AM100C1070-US-1LF	AM101C1070-US-1LF	AM102C1070-US-1LF
Union PEX	AM100C1070-UPEX-1LF	AM101C1070-UPEX-1LF	NA
Union NPT	AM100C1070-UT-1LF	AM101C1070-UT-1LF	AM102C1070-UT-1LF
Union ProPress	AM100C1070-UP-1LF	AM101C1070-UP-1LF	AM102C1070-UP-1LF
Union w/temperature Gauge	AM100C1070-USTG-LF	AM101C1070-USTG-LF	AM102C1070-USTG-LF
Certification	ASSE 1017 & ASSE 1070	ASSE 1017 & ASSE 1070	ASSE 1017 & ASSE 1070
Max Flow	10.0	10.0	10.0
CV	1.8	1.8	1.8

UMV Series UnderSink Thermostatic Mixing Valve



Key Features and Benefits

- Universal design allows flexibility in adapting to three port or four port applications.
- Shipped with four port adapter.
- Shipped with mounting bracket for easy mounting.
- Integral check valves in hot and cold inlets.
- Lockable hand wheel for tamper resistant temperature setting.
- Lead Free (0.25% max. weighted average lead content)

Typical Applications

Residential and Commercial under counter and under sink applications: Residential homes, apartments, hotels, public facilities, light commercial, commercial, and office buildings.

Model	Description	Size
UMV500-LF	Three port UnderSink Thermostatic Mixing Valve intended for use in under counter and under sink applications for three port or four port applications. Four port adapter and mounting bracket included with UMV500-LF/U.	3/8"

MX Series High Capacity Mixing Valve

MX Series™ High Capacity Mixing Valve is specifically designed for larger applications — giving you larger results.



Key Features and Benefits

- Large flow proportional mixing or diverting valve.
- Valve controls hot and cold supply based on control setting.
- Teflon® coating increases product life and reduces callbacks.
- Tamper-evident temperature adjustment.
- Union NPT and flanged models.
- Recirculation port for fast responses.
- ASSE 1017 listed (Union Models only).
- Lead-free model.

Typical Applications

Any application requiring accurate control of hot water temperature based on the mixing of hot and cold water, such as: domestic water for homes, apartments, hotels, schools, nursing homes, offices, public facilities, space heating and radiant floor heating.

Model	Connector	Min. Max. Flow	CV	Temp Range
MX127LF	1" NPT	1.0 – 22	4	113 – 149° F (45 – 65° C)
MX128LF	1-1/4" NPT	2.5 – 50	9.3	113 – 149° F (45 – 65° C)
MX129LF	1-1/2" NPT	3.5 – 75	13.5	113 – 149° F (45 – 65° C)
MX130LF	2" NPT	5.0 – 100	18	113 – 149° F (45 – 65° C)
MX131LF	2-1/2" Flange	5.0 – 186	34	113 – 149° F (45 – 65° C)
MX132LF	3" Flange	12.0 – 274	50	113 – 149° F (45 – 65° C)

Maximum working pressure: 150 psi, 1,034 kPa. Maximum temperature 200° F (93° C). Minimum temperature difference between hot and mix 10° F (6° C). Maximum flow indicated at 30 psi pressure drop.

DS06 Series DialSet® Pressure Regulating Valve

Control water pressure without a guage.



Key Features and Benefits

- Built-in adjustment dial eliminates the need for a gauge when adjusting the static pressure setting.
- The internal and external threading allows for use in thread-by-thread single-union or double-union configurations.
- Noncorroding unitized cartridge contains all the working parts and is easily replaceable.

Typical Applications

Maintains a constant outlet pressure over a wide range of inlet supply pressures. It is suitable for potable water and irrigation applications. The downstream pressure adjustment dial eliminates the need for a pressure gauge when adjusting the pressure setting (static pressure only).

	1/2"	3/4"	1"	1 1/4"	1 1/2"	2"
Body Only	DS06-100-LF	DS06-101-LF	DS06-102-LF	DS06-103-LF	DS06-104-LF	
Single Union NPT	DS06-100-SUT-LF	DS06-101-SUT-LF	DS06-102-SUT-LF	DS06-103-SUT-LF	DS06-104-SUT-LF	DS06-105-SUT-LF
Single Union Sweat	DS06-100-SUS-LF	DS06-101-SUS-LF	DS06-102-SUS-LF	DS06-103-SUS-LF	DS06-104-SUS-LF	DS06-105-SUS-LF
Double Union NPT	DS06-100-DUT-LF	DS06-101-DUT-LF	DS06-102-DUT-LF	DS06-103-DUT-LF	DS06-104-DUT-LF	DS06-105-DUT-LF
Double Union Sweat	DS06-100-DUS-LF	DS06-101-DUS-LF	DS06-102-DUS-LF	DS06-103-DUS-LF	DS06-104-DUS-LF	DS06-105-DUS-LF

Jumper Kits



Key Features and Benefits

- Serve as a temporary place holder for Pressure Reducing Valves in potable water systems
- Allows plumbing and piping to be tested for leaks as well flushed prior to the installation of the PRV

Model	Pipe Size"	Connection Type	Description
DS06-JK-101-LF	3/4"	Union Sweat	3/4" Jumper Kit; Pipe, Unions, Tailpiece, Strainer
DS06-JK-102-LF	1"	Union Sweat	1" Jumper Kit; Pipe, Unions, Tailpiece, Strainer
DS06-JK-103-LF	1-1/4"	Union Sweat	1-1/4" Jumper Kit; Pipe, Unions, Tailpiece, Strainer
DS06-JK-104-LF	1-1/2"	Union Sweat	1-1/2" Jumper Kit; Pipe, Unions, Tailpiece, Strainer

FK06 DialSet® Pressure Regulating Filter Combination

Control water pressure without a guage.



Key Features and Benefits

- Protects Home Equipment — Maintains constant pressure to prevent pipe and application damage
- Continuous Filtering — 50-micron screen ensures continuous supply of filtered water, reducing sediment buildup and improving water purity
- Easy Installation — Internal and external threading works for both single-union and double-union configurations, and the built-in adjustment dial eliminates the need for a gauge when setting static pressure
- Application Flexibility — Suitable for household, light commercial, industrial and turf-and irrigation applications

Typical Applications

A high-quality pressure regulating valve and is suitable for potable water and irrigation applications. The downstream pressure adjustment dial eliminates the need for a pressure gauge when adjusting the pressure setting (static pressure only).

Model	Pipe Size"	Pipe Size" (HxL)	Approximate Dimensions
Double-Union Sweat			
FK06-101-DUS-LF	3/4"	9-3/4" x 5-13/64"	247 x 132
FK06-102-DUS-LF	1"	11-9/16" x 6-17/32"	293 x 166
FK06-103-DUS-LF	1-1/4"	11-9/16" x 7-1/8"	293 x 181
Double-Union Threaded			
FK06-101-DUT-LF	3/4"	9-3/4" x 5-13/64"	247 x 132
FK06-102-DUT-LF	1"	11-9/16" x 6-17/32"	293 x 166
FK06-103-DUT-LF	1-1/4"	11-9/16" x 7-1/8"	293 x 181



Wi-Fi Water Leak Detector

- **Smart Alerts** - sends homeowners alerts when it detects a water leak, dangerously low temperatures, or damaging levels of humidity
- **Easy Setup** - simply install in the best location and complete the setup using the Lyric app, no extra hub required
- **Battery Operation** - install the unit wherever it's needed and the battery will last up to 3 years without incident, no wiring required
- **Reduced Maintenance** - a battery operated system means easy maintenance for homeowners and fewer callbacks for you — plus, the unit is reusable after a detection
- **Versatility** - can be used as a standalone product or as part of a complete system
- **Convenience** - includes a 4-ft. water sensing cable with the option to add additional cables for expanded coverage
- **Anytime, Anywhere** - connection through the Lyric app



WT8840 Water Heater Control

- Simple replacement requires only four models to replace multiple AO Smith and Bradford White controls
- Direct purchasing option allows you to order products straight from Honeywell
- Easily service AO Smith and Bradford White natural gas water heaters even if you don't normally service them
- Convenient status LED trims repair time up to 30 minutes
- Resettable Emergency Temperature Cutoff reduces cost and labor time by eliminating valve replacement
- Reduces customer callbacks with larger pilot flame
- Accurate temperature sensing improves comfort and eliminates scalding risk
- Smart anti-scaling algorithms protect children and elderly from water exceeding the setpoint



TX-Series Thermal Expansion Tank for Domestic Hot Water

- 100% non-metallic, polypropylene liner and non-corrosive water reservoir.
- Controls pressure build-up in system.
- Prevents water hammer with no maintenance.
- Eliminates relief valve spillage.
- Extends water heater life.
- Full range of tanks accommodating 2 to 528 gallons for all water heating volumes (ASME available).

Model	Connexion Size	Connector	Max. Acceptance Value	Volume
TX-5	3/4 in.	Male NPT	0.9 gal (3.41 L)	2.0 gal (7.6L)
TX-12	3/4 in.	Male NPT	3.2 gal (12.1 L)	4.4 gal (16.7 L)
TX-25V	3/4 in.	Female NPT	10.3 gal (39 L)	10.3 gal (39 L)

Hot Water Sizing Method For Honeywell Mixing Valve Selection

Step 1 - Determine Fixture Units – Table 1

Step 2 - Using Total Fixture Units determine load in Gpm from Table 2.

Step 3 - Select product based on minimum flow requirement and allowable pressure drop (20 psi).

Table 1 – Fixture Unit Worksheet

Fixture	Fixture Units		# of Fixtures	Fixture Unit Calculation			Total
	Private	Public		(multiply by)	Fixture Units	Equals	
Lavatory	1	2		x		=	
Kitchen Sink	2	4		x		=	
Bathtub	2	4		x		=	
Separate Shower	2	4		x		=	
Clothes Washer	2	4		x		=	
Dish Washer	1	2		x		=	
						Total	

Example – A system with 40 Lavatory (private), 40 Bathtubs (private) and 5 Lavatory (public) has total fixture count of 130 fixture units.
From Table 2 - 130 fixture unit = 38 Gpm

Table 2 – Domestic Hot Water Demand – Load Data

Fixture Units	Gpm	Fixture Units	Gpm	Fixture Units	Gpm
2	2	55	23	350	72
6	4.5	60	24	400	78
10	6.5	70	27	450	86
14	8.5	80	29	500	93
20	11	90	31	550	100
24	13	100	33	600	107
30	15	130	38	650	115
34	16.5	160	43	700	122
40	18.5	200	49	750	130
45	20	260	58	800	134.5
50	21	300	64	1000	156

Mixing Valve Selection Chart

Product	Min Flow GPM	Outlet Size Inch	System Differential Pressure Drop (PSI)					
			5	10	15	20	25	30
AM-1 Series								
AM100(C)-1	0.5	½"	7	10	12	14	16	18
AM101(C)-1	0.5	¾"	8	12	15	17	19	21
AM102(C)-1	0.5	1"	10	14	17	19	21	24
AM10x-Ux-1	0.5	½" thru 1"	9	12	15	17	20	21
AM10xC1070-Ux-1	0.5	½" thru 1"	4	6	7	8	9	10
AMX-1 Series								
AMX10x-Ux-1	0.5	½" thru 1"	9	13	15	18	20	22
Single High Capacity MX Series								
MX127LF	1	1"	9	13	15	18	20	22
MX128LF	2.5	1¼"	21	29	36	42	47	51
MX129LF	3.5	1½"	30	43	52	60	68	74
MX130LF	5	2"	40	57	70	80	90	99
MX131LF	8	2½"	76	108	132	152	170	186
MX132LF	12	3"	112	158	194	224	250	274

FLOW GPM

Note: AM10x-Ux-1 represents all union AM Series valves (Sweat –US and Threaded –UT). (C) temperature range 70°F to 120°F; without (C) standard temperature 110°F to 150°F (70°F to 145°F for AM series)

This sizing method is a general guideline. Please refer to local building and plumbing codes for additional guidance.

Learn More

To learn more about Honeywell Potable Water Controls, contact your Honeywell distributor or visit www.customer.honeywell.com
info@honeywell.com, 1-800-328-5111

Home and Building Technologies

1985 Douglas Drive North
Golden Valley, MN 55422
honeywell.com

63-9381 | DI | 05/18
© 2018 Honeywell International Inc.

Honeywell