

Robertshaw®

Pro-Series
WALL THERMOSTATS

Simple | Powerful | Economical



RS9110

Robertshaw.com


Powerful HVAC control and unique value

Robertshaw® wall thermostats offer contractors and their customers unique value. Easy installation and setup get HVAC systems up and running quickly. Owners enjoy years of dependable, intuitive, powerful heating and cooling control with a modern, user-friendly unit design. A 6-year warranty adds peace of mind to the quality that's built in.

With eight models to choose from, contractors will find one that economically fits just about any system configuration—from single-stage non-programmable to 7-day programmable multi-stage heating and cooling.




RS8110



- Non-programmable, single-stage 1 heat / 1 cool
- 4.6-square-inch blue backlit display
- Adjustable temperature differential (swing)
- Short cycle protection

RS8210




- Non-programmable, multi-stage 2 heat / 1 cool
- 4.6-square-inch blue backlit display
- Filter change reminder
- Adjustable temperature differential (swing)




“ A 6-year warranty adds peace of mind to the quality that’s built in. ”

RS9110



- Programmable, single-stage 1 heat / 1 cool
- 4.6-square-inch blue backlit display
- Adjustable temperature differential (swing)
- Filter change reminder

RS9210



- Programmable, multi-stage 2 heat / 1 cool
- 4.6-square-inch blue backlit display
- Filter change reminder (selectable on/off)
- Adjustable temperature differential (swing)

Swift installation and programming


With features such as large terminal blocks, these 4.7 x 3.8 x 1 inch (120 x 98 x 28 mm) units are designed for quick, easy installation. And simple programming menus, including a contractor tech setup menu, put homeowners and facility managers in control of comfort immediately.

Powerful comfort control by design

Large blue backlit displays and a user-friendly design provide simple, robust control. All models have adjustable heating and cooling cycle rate differentials and short cycling prevention. Depending on the model, owners can enjoy touch-screen data entry and a filter change reminder. A WiFi model offers maximum onsite or remote control.



RS9220



- Programmable, multi-stage 2 heat / 2 cool
- 4.6-square-inch blue backlit display
- Filter change reminder (selectable on/off)
- Adjustable temperature differential (swing)

RS9110T



- Programmable, single-stage 1 heat / 1 cool
- 8.8-square-inch blue backlit touchscreen display
- Adjustable temperature differential (swing)
- Auto changeover



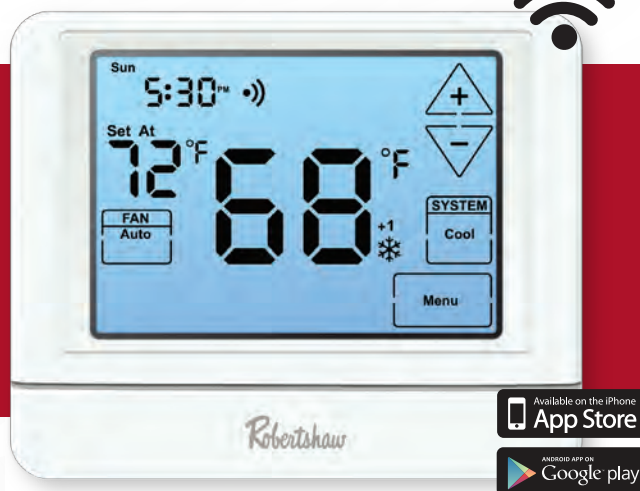
“There’s a model to suit nearly any single-stage and multi-stage heating and cooling system configuration.”

RS9320T



- Programmable, multi-stage 3 heat / 2 cool
- 8.8-square-inch blue backlit touchscreen display
- Adjustable temperature differential (swing)
- Auto changeover

RS10420T



- Programmable, multi-stage 4 heat / 2 cool
- WiFi / smartphone-accessible for iOS or Android
- 8.8-square-inch blue backlit touchscreen display
- Auto changeover

A broad-based line of eight models

This line of thermostats features simplicity beyond product design. Consisting of eight models, this portfolio doesn't overwhelm contractors with choices. Also, the line's manageable breadth makes it easy to optimize inventory. Yet there's a model to suit nearly any single-stage and multi-stage heating and cooling system configuration.

Model	5-1-1 Programmable	7-day Programmable	Heating Stages	Cooling Stages	Suits heat pump – no aux/emergency heat	Suits heat pump with aux/emergency heat	System Fuel Source: Gas, Electric or Oil	Suits millivolt applications	Wall or junction box mount	Touchscreen display	Keypad lockout	Adjustable differential (swing) control
RS8110			1	1	•		•	•	•			•
RS8210			2	1	•	•	•	•	•			•
RS9110	•	•	1	1	•		•	•	•			•
RS9210	•	•	2	1	•	•	•	•	•			•
RS9220	•	•	2	2	•		•	•	•			•
RS9110T	•	•	1	1	•		•	•	•	•	•	•
RS9320T	•	•	3 ^a	2 ^a	•	•	•	•	•	•	•	•
RS10420T	•	•	4 ^b	2 ^b	•	•	•		•	•	•	•

^{ab} With heat pump; 2-stage conventional without heat pump



6 Year
Limited
Warranty

Customer Service 800.304.6563

Rightsized—yet feature-rich

This rightsized product line offers owners a lot of functional flexibility. The Pro-Series includes models equipped with valuable features such as changeover between heating and cooling and keypad lockout for security. For the ultimate in control, the RS10420T WiFi model gives owners smartphone control using Robertshaw's own iOS- or Android-compatible app. You'll find just the right model for your application on the table below.

	Auto changeover	Adjustable temperature calibration	Adjustable setpoint limits	Minimum compressor run time	Compressor delay—short-cycling prevention	Filter change reminder	WiFi/smart phone accessible	24V Hardwire (C Terminal)	DC 2 x AAA 1.5V Alkaline Batteries (Included)	Terminals
		•	•		•			•	•	Rh, Rc, C, Y, W, G, O, B
		•	•		•	•		•	•	R, C, Y, W2, W/E, G, O, B
		•	•		•	•		•	•	Rh, Rc, C, Y, W, G, O, B
		•	•		•	•		•	•	R, C, Y, W2, W/E, G, O, B
		•	•		•	•		•	•	Rh, Rc, C, Y, Y2, W, W2, G, O, B
	•	•	•	•	•	•		•	•	Rh, Rc, C, Y, W, G, O, B
	•	•	•		•	•		•	•	Rh, Rc, C, Y, Y2, W/E, W2, G, O, B
	•	•	•		•	•	•	•		Rh, Rc, C, Y, Y2, W/E, W2, G, O, B

Rest assured of reliability

Since Frederick W. Robertshaw invented a home water heater control—the thermostat's predecessor—in 1899, Robertshaw® has grown into a global design, engineering and manufacturing company serving industries including HVACR. Every Pro-Series unit upholds Robertshaw's ability to merge innovation and quality. Both contractors and owners can rely on us.



Customer Service +1.800.304.6563
HVACCustomerService@robertshaw.com
www.robertshaw.com



6 Year
Limited
Warranty

©2021 Robertshaw
2/21 -150-2807